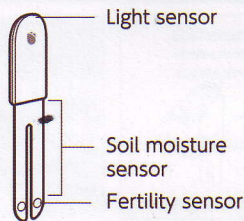
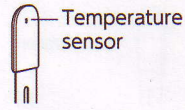


## English




(Back)



Open the back cover.  
\*The cover is tightly sealed for the water proof.

Remove insulation sheet



Keep the surface clean.


### 1 Download the "Flower Care" App and pair your smart device with Bluetooth

1. Scan QR code for App installation



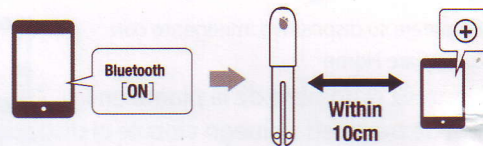
QR code for APP Installation

2. Register your e-mail address and password



3. Pair your smart device with "Flower Care"


2 Input plant name in the search bar and then bind the device



More than 3,000 different plants are listed in our database.

\*when setting device

3 Plant the Grow Care Home in soil



### Attention



Take care if soil surface is hard or dry



Remove obstructions to the light sensor



Do not immerse plastic top section in water (Soil moisture sensor can be put in water)



Take care not to damage the battery pack.

### Further notes

1. Keep the battery out of the reach of children.
2. Rain or water immersion will cause the product to malfunction.
3. When the battery runs out or if the product is stored for long time, remove the battery.

### Specification

Size : W2.5xD1.3xH13.2cm  
Material : Polycarbonate, ABS  
Battery : Button battery (CR2032)  
Water proof : IPX5

### FCC Warning

This device complies with part 15 of the FCC Rules. Operation is subject to the following two conditions :

- (1) This device may not cause harmful interference, and
- (2) this device must accept any interference received, including interference that may cause undesired operation.

### Note

This equipment has been tested and found to comply with the limits for a Class B digital device, pursuant to Part 15 of the FCC Rules. These limits are designed to provide reasonable protection against harmful interference in a residential installation. This equipment generates, uses and can radiate radio frequency energy and, if not installed and used in accordance with the instructions, may cause harmful interference to radio communications. However, there is no guarantee that interference will not occur in a particular installation. If this equipment does cause harmful interference to radio or television reception, which can be determined by turning the equipment off and on, the user is encouraged to try to correct the interference by one or more of the following measures :

- Reorient or relocate the receiving antenna.
- Increase the separation between the equipment and receiver
- Connect the equipment into an outlet on a circuit different from that to which the receiver is connected.
- Consult the dealer or an experienced radio / TV technician to help.

Changes or modifications not expressly approved by the party responsible for compliance could void the user's authority to operate the equipment.

The distance between user and products should be no less than 20cm.